

INGY-CEFLSW12V DANLERS

Ceiling Flush Mount Passive Infra Red (PIR) Occupancy Detector & Photocell

Input: 12VDC



PLEASE READ THESE INSTRUCTIONS BEFORE INSTALLING THE PRODUCT
NOTE: INGY-CEFLSW12V is only compatible to work with INGY enabled equipment

This flush mounted INGY-CEFLSW12V is suitable for easy mounting through a 2.87-2.95" diameter hole into a ceiling void which is at least 3.07" deep. Configurable for any room occupancy style, via the free to download INGY APP on Google Play or Apple APP Store.

INSTALLATION

To be installed by a competent person with reference to BS 7671 or equivalent local standards. If in doubt consult a qualified electrician.

- Plan where the INGY-CEFLSW12V is to be located (see diagram 1). Switch off supply and check for hidden cables and pipes. Make a 2.87-2.95" diameter hole through a standard ceiling board.
- The INGY-CEFLSW12V should be connected as shown in diagram 2:
12V - 12Vin. 0V - 0Vin. SV - Switched line.
- Ensure both springs are fitted to the moulding in the correct orientation (see diagram 3).
- Push the INGY-CEFLSW12V into the ceiling void, making reference to diagram 4.

OPERATION

To check the operation of the INGY-CEFLSW12V

- Turn on the supply then after 20 seconds if the sensor has recognised movement of a person within its zone of detection the integral red LED on INGY-CEFLSW12V will stay illuminated for 4 seconds before the red LED turns off.
- Thereafter, every time movement is detected by INGY-CEFLSW12V the integral red LED will stay illuminated for 4 seconds.

The control also features adjustable time out (time lag) control and daylight threshold control which are configured by the INGY APP.

PRECAUTIONS

- Do not place the INGY-CEFLSW12V near heat sources, fans or in ventilated ceiling voids.
- Do not place close to, or positioned such that, any light source points directly into the INGY-CEFLSW12V.
- Ensure wires and cables are securely held within the connection terminals.
- The INGY-CEFLSW12V should be protected by a suitable mcb or fuse.
- Dry-contact outputs are to be supplied by the same SELV/Class 2 source as the input supply to the control.
- Disconnect the INGY-CEFLSW12V from the circuit before performing insulation testing of the wiring circuit.**

TECHNICAL DETAILS

INPUT	
Voltage:	11.5-13VDC
Frequency:	N/A
Max. mains current:	52mA
Standby current:	38mA
LOADING 12VDC OUTPUT	
Output Max.	12VDC 6 amps Resistive
Inrush current	120A, 20mS
RADIO TRANSCEIVER	
Operating frequencies:	2.4... 2,480 GHz
Max. output power:	+4 dBm
LUX PARAMETERS	
Range:	5 - 2000 lux
OPERATING CONDITIONS	
Note: The temperature difference between the detection target and the background must be at least 4 °C.	
Ambient temperature:	-4... +104 °F
Storage temperature:	-13... +167 °F
Max. relative humidity:	0... 80%, non cond.
CONNECTORS	
Terminal block Wire size:	14-22AWGsolid or stranded
Wire strip length:	0.23-0.28"
Tightening torque:	3.5lb in
MECHANICAL DATA	
Dimensions:	3.07" x 3.35" x 3.35"
Weight:	3.4oz (unpacked)
Degree of protection:	IP40
Protection class:	Built-in Class 2
Material (casing)	Flame-retardant polycarbonate
Finish / Colour	Matt /White (RAL 9003)
Protection class:	Built-in Class 2
CONFORMITY AND STANDARDS	
EMC emission: EN 301 489-1 V2.2.0, EN 301 489-17 V3.1.1, EN 55032: 2015, EN61000-3-2: 2014, EN61000-3-3: 2013	
EMC immunity: EN 301 489-1 V2.2.0, EN 301 489-17 V3.1.1	

UL Approvals:

UL60730-1/CSA E60730-1, Automatic Electrical Controls Part 1: General Requirements, Edition 5

Environment:

Complies with WEEE and RoHS directives

5 YEAR WARRANTY

INGY-CEFLSW12V comes with a 5 year warranty from the date of manufacture and is CE marked.



DANLERS Limited, Vincients Road, CHIPPENHAM, Wiltshire, SN14 6NQ, UK. Telephone: +44 (0)1249 443377
Fax: +44 (0)1249 443388 E-mail: sales@danlers.co.uk
www.danlers.co.uk

info@danlersamerica.com
USA HQ Address:
4815 Cedar Hills Dr.
Slinger WI 53086 Phone: (800) 206-0038
www.danlersamerica.com

Company Registered Number 2570169 VAT Registration Number 543 5491 38

31/05/2022

DAT0200 INGY-CEFLSW12V

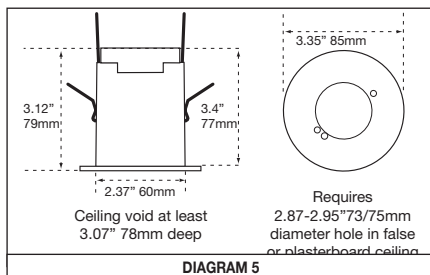
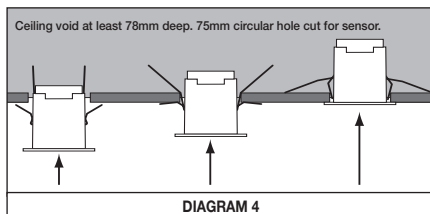
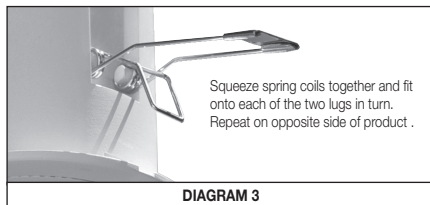
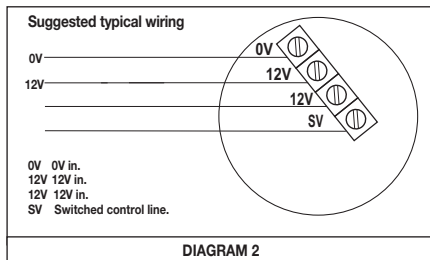
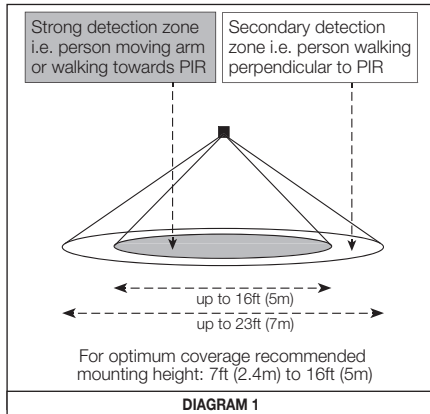
INGY-CEFLSW12V

Ceiling Flush Mount Passive Infra Red (PIR) Occupancy Detector & Photocell

Input: 12VDC



PLEASE READ THESE INSTRUCTIONS BEFORE INSTALLING THE PRODUCT
NOTE: INGY-CEFLSW12V is only compatible to work with INGY enabled equipment



DANLERS Limited, Vincients Road, CHIPPENHAM,
Wiltshire, SN14 6NQ, UK. Telephone: +44 (0)1249 443377
Fax: +44 (0)1249 443388 E-mail: sales@danlers.co.uk
www.danlers.co.uk

info@danlersamerica.com
USA HQ Address:
4815 Cedar Hills Dr.
Slingsher WI 53086 Phone: (800) 206-0038
www.danlersamerica.com

Company Registered Number 2570169 VAT Registration Number 543 5491 38

31/05/2022

DAT0200 INGY-CEFLSW12V